








Socket polarity and earth leakage tester

1. Introduction

The Socket polarity and earth leakage tester is Tests 3-wire 220V AC outlets and earth leakage circuit breakers (ELCB).

The following symbols appear on the Socket polarity and earth leakage tester or in this manual.

Table 1. Symbols

	Risk of electric shock		Earth
	Risk of Danger . Important information See manual		AC or DC
	Hazardous Voltage.		Conforms to EU directives.
	Equipment protected by double or reinforced Insulation	CAT III	OVERVOLTAGE(Installation) CATEGORY III, Pollution Degree 2 per IEC 1010-1 refers to the level of Impulse Withstand Voltage protection provided.Equipment of OVERVOLTAGE CATEGORY III is equipment in fixed installations (e.g.,electricity meter and primary over-current protection equipment.)

3 Neon Lights show the correct or incorrect wires connecting.



- All 3 lights ON –means all wires connecting well
- No light on Neon 3 –Means no Earth
- No Light on Neon 2 & 3 –Live/Phase & Neutral/Zero reverse
- Light 1 –off - No Neutral
- Light 1 & 2 Off – Live/Phase & Earth Reverse
- Light 1,2,3 OFF –No Live/Phase



Test Push button

Current Selector

2. SOCKET POLARITY TEST

1. Plug tester into 15A socket outlet.
2. Check neon lamps, if not correct rectify fault before continuing with next test.

3. ELCB TEST

1. Turn rotary switch anti-clockwise to 10mA pos.
2. Push and hold in test push button.
3. Turn rotary switch slowly until unit trip occurs.
4. Note of the trip current rating

4. Read First: Safety Information

To avoid possible electric shock or fire, do the following:

Read the following safety information carefully before using or servicing the instrument.

Adhere to local and national safety codes.

Individual protective equipment must be used to prevent shock and injury.

Use of instrument in a manner not specified by the manufacturer may impair safety features/protection provided by the equipment.

Avoid working alone.

Inspect the test leads for damaged insulation or exposed metal.

Damage leads must be replaced. Do not use the Socket polarity and earth leakage tester if it looks damaged.

Be careful when working above 30V ac rms, 42V ac peak and 60V dc. Such voltages pose a shock hazard.

Do not use the Socket polarity and earth leakage tester with any of the parts removed.

Do not use the Socket polarity and earth leakage tester around explosive gas, vapor, or dust.

Do not use the Socket polarity and earth leakage tester in a wet environment.

5. Specifications

Operating Temperature 0°C to +40°C

Pollution Degree 2

Type of protection IP 40

Mechanical Specifications

Size (H x W x D): 130mm x 69mm x 32mm.

Weight: 130g

Safety standard:

IEC 61010/EN61010,

IEC 61557-7/EN 61557-7

www.zicotech.com